









Safe Work Procedure

Description of Work:		Cleaning and Handling of Blood and Body Fluids				
		Potential Hazards Exposure to infectious diseases and potential sharps injury.				
Personal Protective Equipment (PPE) Required <i>(Check the box for required PPE):</i>						
 Gloves	 Face Masks	 Eye Protection	 Welding Mask	 Appropriate Footwear	 Hearing Protection	 Protective Clothing
<input checked="" type="checkbox"/>	<input checked="" type="checkbox"/>	<input checked="" type="checkbox"/>	<input type="checkbox"/>	<input checked="" type="checkbox"/>	<input type="checkbox"/>	<input checked="" type="checkbox"/>
Safe Work Procedure Checklist:						
1. PRE-Task: <ul style="list-style-type: none"> Wear appropriate PPE (as indicated above) and cover any cuts and abrasions on hands with occlusive waterproof dressing Obtain a Biohazard Spill Kit and/or paper towels, sealable plastic bags, sturdy tongs or forceps, mop, bucket, detergent, sharps bin, biohazard waste bin and household bleach Alert others to the spill and isolate the area appropriately 						
2. During: <ul style="list-style-type: none"> Clean up blood and other body fluids spills with disposable paper towels/tissues or by using a Biohazard Spill Kit Remove any broken glass or sharp material with forceps or tongs and place in sharps container Use hospital grade disinfectant (use 5ml of bleach to 500ml of water) to sanitize the area For small spills (spots of blood on tiles) an alcohol wipe may be sufficient Dry the area with disposable paper towels/tissues after clean-up (as wet areas attract contaminants) 						
3. POST-Task: <ul style="list-style-type: none"> Items such as scissors, tweezers and mops are to be cleaned and disinfected Dispose of contaminated waste (e.g. dressings, wipes, cleaning cloths, tissues/paper towels, human tissue, and blood) in: <ul style="list-style-type: none"> appropriate biohazard containers/bags; or the general waste in suitably labelled bags (bags are to be double bagged); or Sanitary Waste Bins. Dispose of sharps in a Sharps Container Wash hands thoroughly with soap and water, dry with paper towels and sanitise hands using an alcohol-based rub or gel Record any direct contact with blood or body fluids in eduSafe 						
Competent Person(s)						
DATE	NAME:			Contact Details:		